

## RefLED Retro Superia ES50 DIMMABLE

RefLED Superia Retro ES50 V3 450LM DIM 830 36 SL  
0029132



### Product features

- Premium performance professional LED GU10 range with the same look and feel of traditional halogen GU10 lamp
- Recreates backlight effect similar to halogen dichroic lamps
- Full glass design - means no colours clashing between lamp and fixture
- Very long lifetime of up to 25,000 hours
- COOLFIT functionality - ensures overheat and over temperature protection
- High switching cycles: >100,000
- High colour rendering: CRI80
- Dimmable with approved dimmers
- Warranty: 5 Years



## PRODUCT OVERVIEW

Product name	RefLED Superia Retro ES50 V3 450LM DIM 830 36 SL
Technology	LED
Watt (Rated) (W)	5
Type	LED exchangeable
Cap/Base	GU10
Fixture rating	Open
General application	Education, Hospitality, Museums & Galleries, Office, Residential & Consumer, Retail
ETIM Class	EC001959
E-number FI	4741026
Warranty	5 years
Colour temperature (K)	3000
Light colour	Warm White
CRI (Ra)	80
Colour Variation Initial (SDCM)	SDCM6
Colour Consistency (SDCM)	6
Beam Angle (°)	36
Photobiological Risk Group	RG1
Wattage (W)	5
Product Voltage (V)	230
Dimmable	Yes
Average life (Nominal) (h)	25000
Product EAN number	5410288291321

## DATA TABLE

### General data

Product name	RefLED Superia Retro ES50 V3 450LM DIM 830 36 SL
Technology	LED
Watt (Rated) (W)	5
Type	LED exchangeable
Cap/Base	GU10

## RefLED Retro Superia ES50 DIMMABLE

*RefLED Superia Retro ES50 V3 450LM DIM 830 36 SL*  
0029132

Fixture rating	Open
General application	Education, Hospitality, Museums & Galleries, Office, Residential & Consumer, Retail
Operating temperature range (°C)	-20°C - 50°C
Performance ambient temperature T <sub>q</sub> (°C)	25
ETIM Class	EC001959
E-number FI	4741026
Warranty	5 years

### Optical data

Rated Luminous Flux Useful (lm)	450
Colour temperature (K)	3000
Light colour	Warm White
CRI (Ra)	80
Colour Variation Initial (SDCM)	SDCM6
Colour Consistency (SDCM)	6
Rated Luminous Intensity (cd)	800
Beam Angle (°)	36
Photobiological Risk Group	RG1
Lumen maintenance at end of nominal life (%)	70

### Electrical data

Wattage (W)	5
Equivalent watt (W)	60
Product Voltage (V)	230
Control gear required	No
No. Of switching cycles before premature failures	>100000
Transformer required	No
Dimmable	Yes
Inrush Current (A)	0.46
Inrush Duration (µs)	28
Lamp Energy Label (class)	F
Nominal Frequency (Hz)	50/60Hz
Max. Luminaires per 16A C Breaker	667
Max. Luminaires per 16A B Breaker	667

### Lifetime data

Lifespan L70 B50	25000
Average life (Nominal) (h)	25000
Average life (Rated) (h)	25000

### Physical data

Nominal Product Height (mm)	54
Nominal Product Diameter (mm)	50
Weight (kg)	0.05

## RefLED Retro Superia ES50 DIMMABLE

*RefLED Superia Retro ES50 V3 450LM DIM 830 36 SL*  
0029132

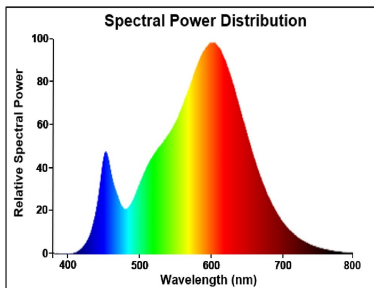
### Packaging

Single packaging type	Carton
Product EAN number	5410288291321
Packaging single length / height (cm)	8.2
Packaging single width (cm)	6.1
Packaging single depth (cm)	5.1
DUN14 (inner)	25410288291325
Units per inner package	6
Packaging inner length / height (cm)	9.2
Packaging inner width (cm)	16.4
Packaging inner depth (cm)	13.1
DUN14 (outer)	15410288291328
Units per outer package	60
Packaging outer length / height (cm)	20.8
Packaging outer width (cm)	17.8
Packaging outer depth (cm)	68.5

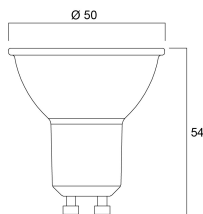
### Safety data

Optimal operating condition (°C)	-20-50
Breakage cleaning instructions	Not applicable
Special purpose lamp	No
Dry applications use only	Yes
Suitable for household illumination	Yes
Safety message	Dimmable with approved dimmers

## PHOTOMETRY



## TECHNICAL DRAWINGS

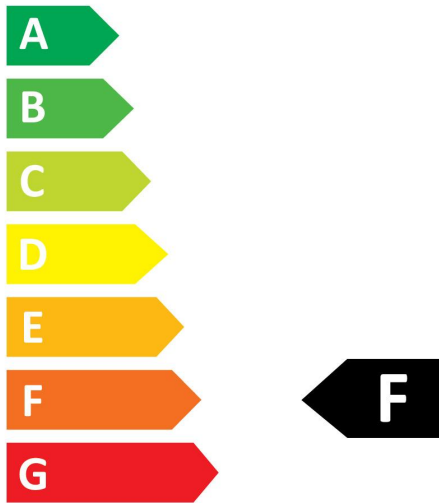


RefLED Retro Superia ES50 DIMMABLE  
*RefLED Superia Retro ES50 V3 450LM DIM 830 36 SL*  
0029132



**SYLVANIA**

0029132



**5**  
kWh/1000h

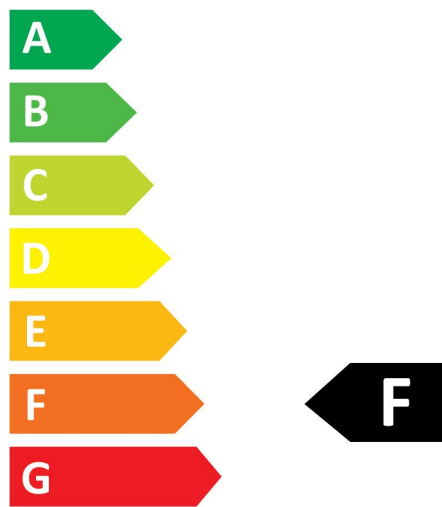


2019/2015

RefLED Retro Superia ES50 DIMMABLE  
*RefLED Superia Retro ES50 V3 450LM DIM 830 36 SL*  
0029132



0029132



**5**  
kWh/1000h



2019/2015